

Alavi

Mathematics

Learner's Book

3

Compiled by:

Farahnaz Fayaz, Somayeh Babaei, Mahdieh Sepasi
and Seyedeh Farideh Saneie





Introduction

The Primary Mathematics brings together the world-class Cambridge Primary mathematics curriculum from Cambridge International Examinations. It is an innovative combination of curriculum and resources designed to support teachers and learners to success in primary mathematics through best-practice international maths teaching and a problem-solving approach.

The Cambridge curriculum is dedicated to helping schools develop learners who are confident, responsible, reflective, innovative and engaged. To this end, the textbooks provide support based on pedagogical practice found in successful schools around the world. This series is arranged to ensure that the curriculum is covered whilst allowing teachers to use a flexible approach.





Table of Contents



5



23



17



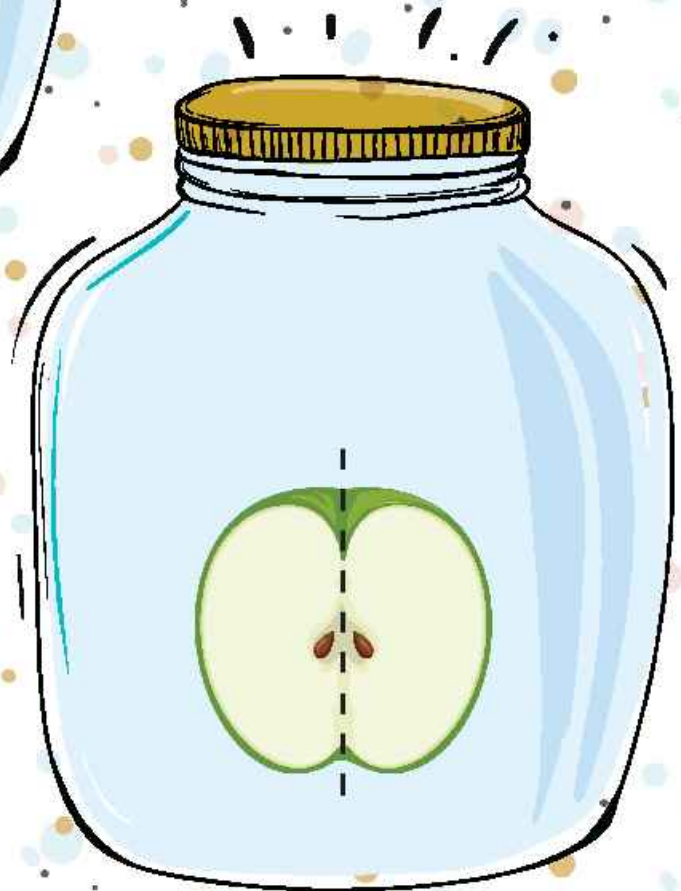
29



39




CHAPTER
1




* 1.1. Number

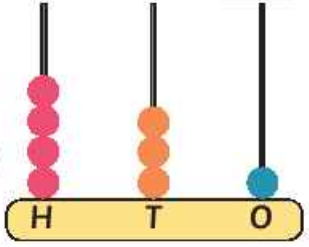
Hundreds, tens and ones




Remember


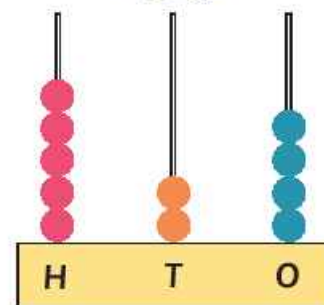

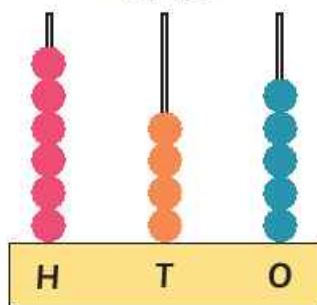

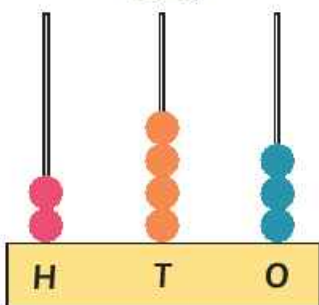

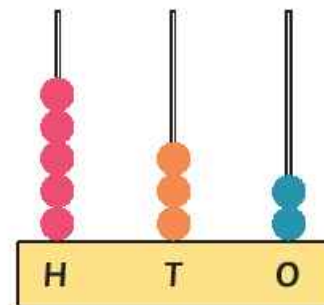

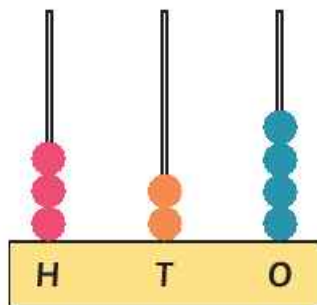

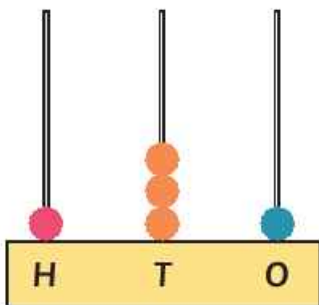


An abacus uses beads to represent numbers. Each stick has a different value. On these abacuses, they are hundreds, tens and ones.





1) The number of beads in each tower of the abacus tells you how many hundreds, tens and ones are in each number. Write a list of the numbers shown.




2) Put the numbers in order from the smallest to the largest.

Primary Mathematics

3) Draw an abacus to show each of these numbers:

Here are four digits.



(a) Make the biggest three-digit number you can with any three of these digits.

A large, empty rectangular box with rounded corners and a light green background, intended for drawing an abacus to represent the largest three-digit number possible using three of the digits 7, 4, 9, and 1.

(b) Make the smallest three-digit number you can with any three of the digits in question 1.

A large, empty rectangular box with rounded corners and a light green background, intended for drawing an abacus to represent the smallest three-digit number possible using three of the digits 7, 4, 9, and 1.

 1.2. Before, after, between

Write the number that comes one before:

1), 155 , 121 , 186

2), 378 , 599 , 701

3), 411 , 600 , 259

Write the number that comes after:

4) 734, 551, 287,

5) 414, 880, 699,

6) 108, 348, 99,

Write the number that comes between:

7) 214,, 216 589,, 591

8) 777,, 779 305,, 307

9) 880,, 882 98,, 100

Write all the even numbers between 515 and 535.

*** 1.3. Greater than, less than**

Comparing numbers

Write $>$, $<$ or $=$.

1) 521 542

4) 835 816

2) 681 914

5) 315 315

3) 130 119

6) 725 35

Look and learn
 ◆ $>$ is greater than
 ◆ $<$ is less than
 ◆ $=$ is equal to

Ordering numbers

Write the numbers in order from least to greatest.

1) 225, 98, 187, 309 , , ,

2) 470, 417, 428, 459 , , ,

Write the numbers in order from greatest to least.

3) 518, 377, 801, 495 , , ,

4) 350, 96, 606, 428 , , ,

5) 770, 765, 707, 777 , , ,



Problem Solving: Critical Thinking

Solve the riddle.

I am a number less than 250 and greater than 245 I have 7 ones, what number am I?

I am an even number between 624 and 630. I have more than 6 ones. What number am I?

